

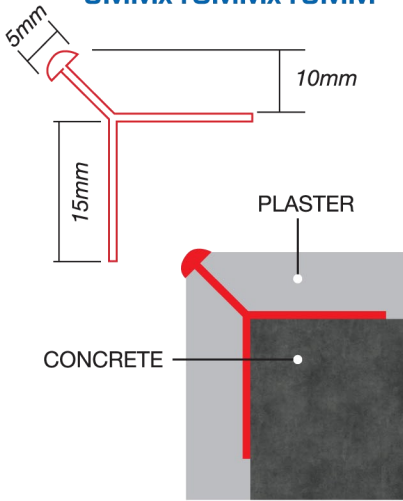


# Corner Bead Profile 90°

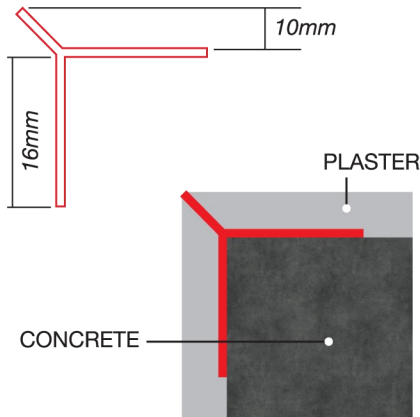
The Corner Bead Profile 90° is used to create smooth and consistent corners. This also helps enhance plastering finish and produce consistent lines.



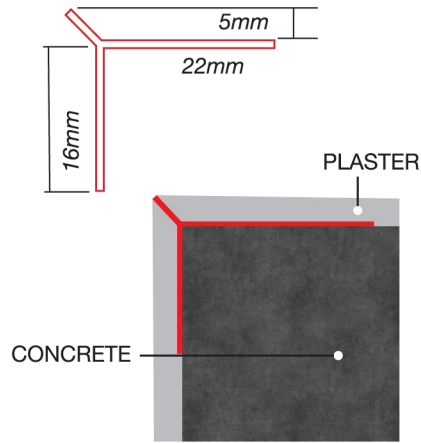
**CB1 CORNER BEAD PROFILE FIN WITH HEAD 5MMx10MMx15MM**



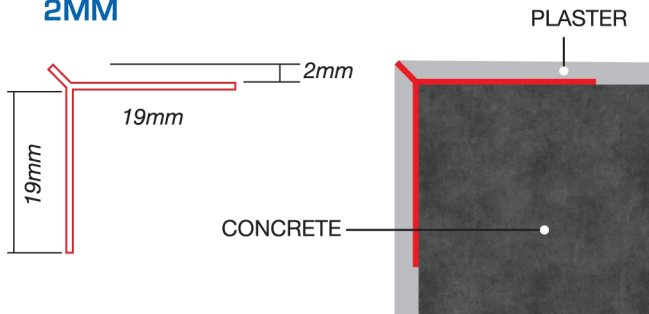
**CB2 CORNER BEAD PROFILE FIN WITHOUT HEAD 10MMx16MM**



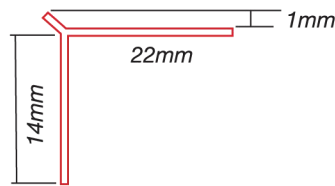
**CB3 CORNER BEAD WINDOW PROFILE 5MMx16MM**



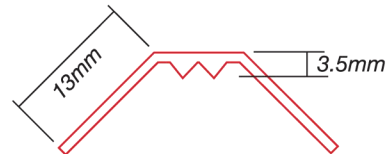
**CB4 CORNER BEAD WINDOW PROFILE 2MM**



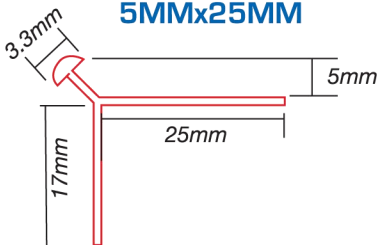
**CB5 CORNER BEAD**



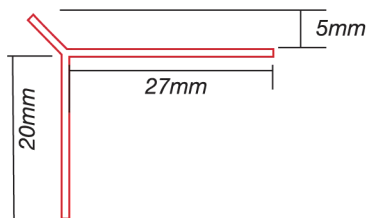
**CB6 CORNER BEAD**



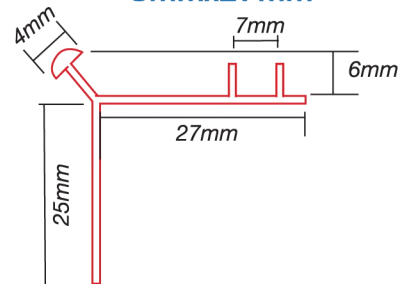
**CB7 CORNER BEAD PROFILE FIN WITH HEAD 5MMx25MM**



**CB8 CORNER BEAD (without head) 5MMx27MM**



**CB9 CORNER BEAD FIN WITH HEAD 6MMx27MM**



All specification information and design subject to change without prior notice. Above measurement is subject to +/- 1mm.