

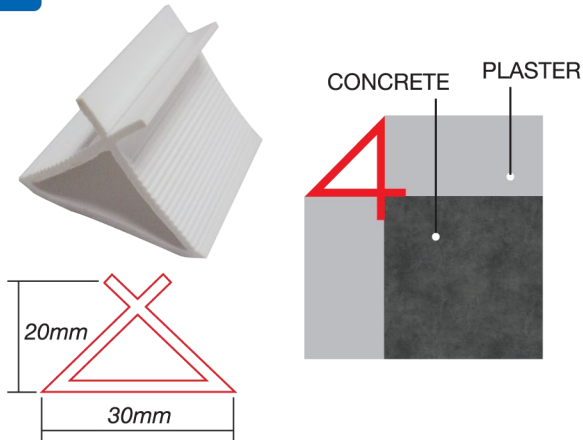


Chamfer Edge Profile



Edges of structures suffer from chipping due to impact, leaving an eyesore dent and crack on the building. With Scanwolf's Chamfer Edge Profile, edges are chamfered, preventing it from chipping. The Chamfer Edge Profile also keeps all edges consistently straight and enhances the beauty of the building, giving the building an impressive and finished look.

CE1 CORNER EDGE PROFILE 30MM



CE2 CORNER EDGE PROFILE 14MM

